

CLEANING PROCEDURE

Dirty sensors can cause false errors such as Double and Half errors, and may decrease the performance of the Kolibri KBR-1500. It is suggested that the user performs daily maintenance on the unit to maintain top performance.

The unit should always be turned off and disconnected from its power cord before cleaning. DO NOT use solvents such as thinner, alcohol, etc. to clean the machine.

Most operational problems can be avoided by regular care and preventative maintenance. Taking regular care of the KBR-1500 will significantly increase its lifetime.

For best results, it is recommended to use an air duster and a soft bristle brush to remove any dust or debris from the interior of the unit. When not using the machine for an extended period, cover it with the dust cover (included with the unit) to prevent dust from settling inside.

All parts of the Kolibri KBR-1500 need daily care and cleaning. Pay close attention to the sensors, which are delicate components. If any dust or other foreign matter adheres to the sensors, it may cause various problems during operation of the machine.


- To avoid malfunction caused by foreign objects, please clean your machine every day.
- Clean back door sensors with the provided bristle brush or a dry cloth frequently.
- Clean inner sensors with the provided dry cloth frequently.
- Clean hopper and stacker sensors with the provided bristle brush or a dry cloth frequently.
- Rubber rollers may be cleaned with a slightly damp cloth. You may use a small amount of liquid soap on the cloth, but the soap residue should be properly removed.

KBR-I500




CLEANING PROCEDURE

1. Hopper Sensor
2. Stacker Sensor



Hopper Sensor.



Stacker Sensor.

KBR-1500



CLEANING PROCEDURE


- 3. Upper Sensors Block
- 4. Lower Sensors Block



To reach the upper and lower inner sensors, locate the back handle of the KBR-1500. Pull out and down to open the back of the unit (see additional images below).



Upper Sensors.



Lower Sensors.

Kolibri suggests that the user cleans the unit at least once per week. For heavy use locations and operations, the user may clean the unit daily to avoid heavy buildup that may cause improper operation. When the unit is not in use, Kolibri suggests that the user covers the unit with a dust cover.

If, after cleaning all sensors, this does not resolve the issue, please see the support section on the Kolibri USA website at www.kolibriusa.com or contact Kolibri Support at support@kolibriusa.com for further troubleshooting.