

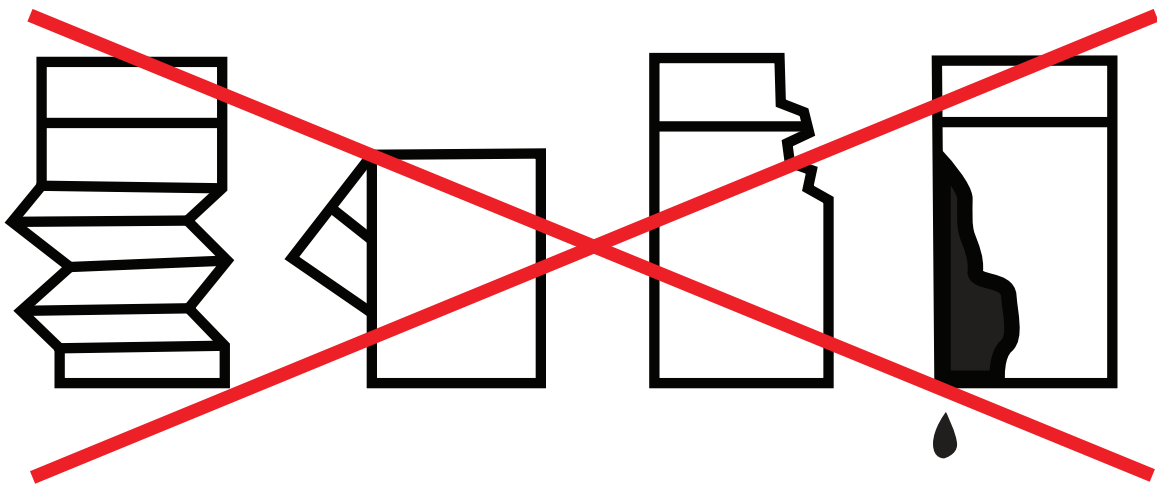
Signature

Bill Loading Procedure

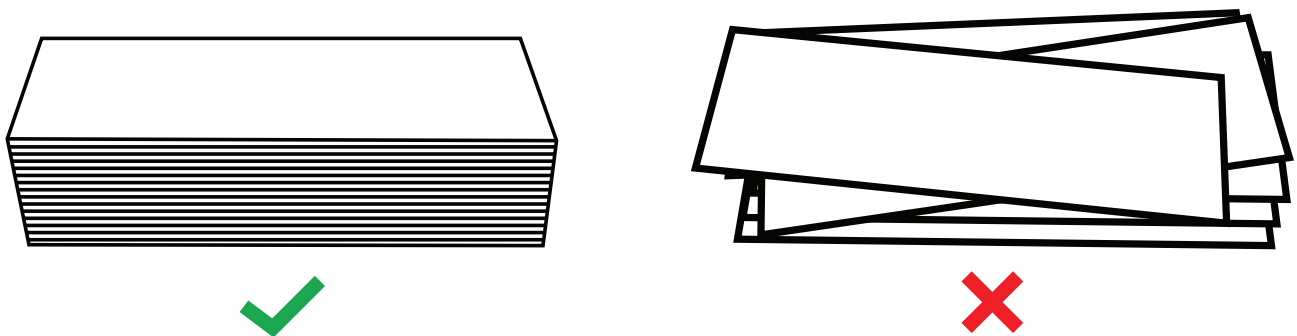
Kolibri Signature has been developed to count up to 1,200 bills per minute, which makes it one of the fastest top loading bill counters on the market. Therefore, to avoid jamming, misfeeding or other errors, it's extremely important to use the proper bill loading method. For better results, it's also recommended to not count more than 200 bills at a time.

Kolibri recommends the loading technique as described below:

1. Adjust the bill guides to a size slightly wider (0.10" on each side) than the width of the bills in the stack (all US dollar denomination are the same size).
2. Correct or remove the bills if they are severely wrinkled, damaged or folded.



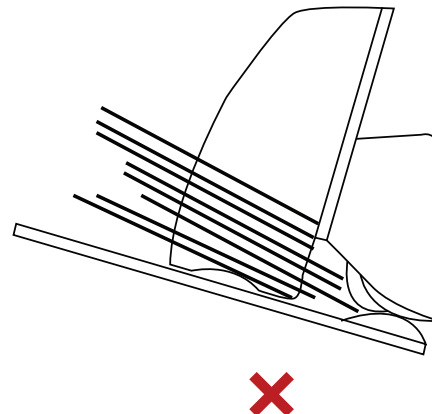
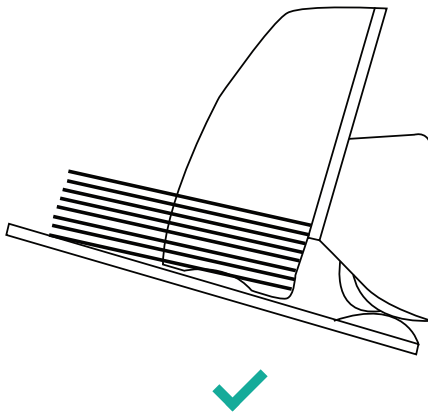
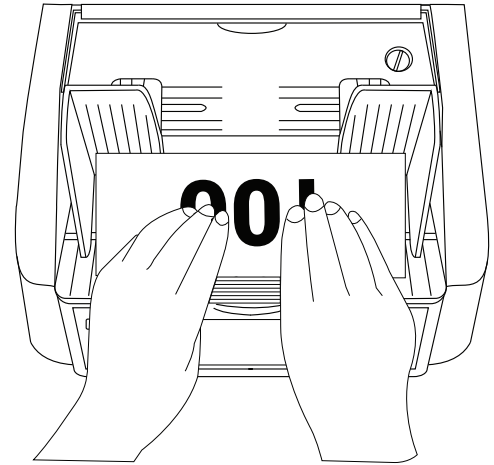
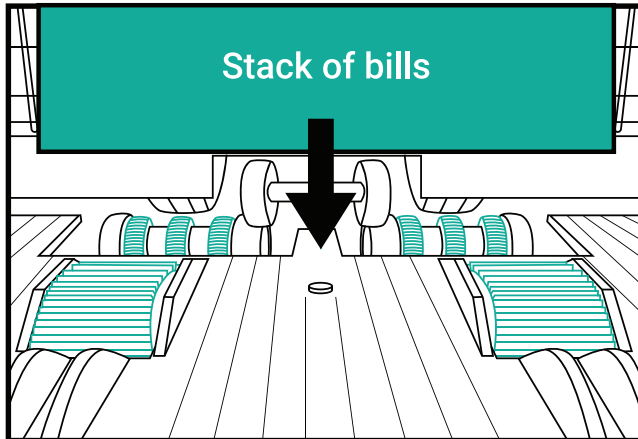
3. Square the stack as shown below:



Signature

Bill Loading Procedure

4. Place the bill stack flat on the hopper shown below:



Avoid counting bills that are wet, excessively dirty, soiled, folded, curled or with foreign material like clips, bands, etc. Bills such as these can cause the machine to malfunction.

If, after using the recommended bill loading method, this does not resolve the issue, please see the support section on the Kolibri USA website at www.KolibriUSA.com, or contact Kolibri Support at support@KolibriUSA.com for further troubleshooting.