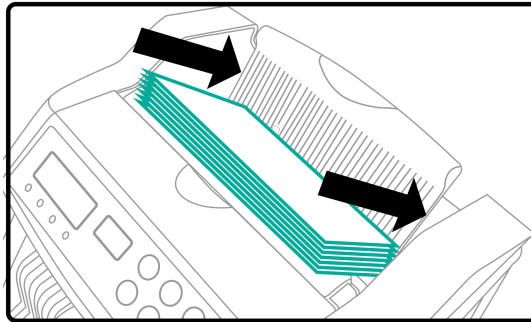


Rook

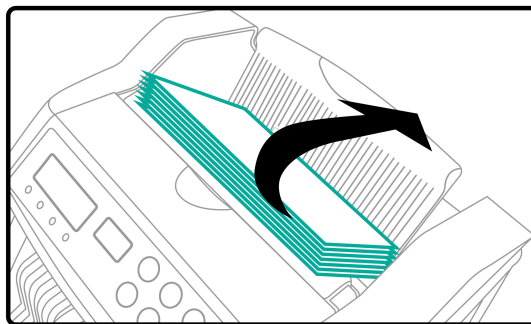
Bill Loading Procedure

Kolibri Rook has been developed to count up to 1,400 bills per minute, which makes it one of the fastest bill counters on the market. Therefore, to avoid jamming, mis-feeding or other errors such as HLF, Chn or dbL, it's extremely important to use the proper bill loading method. For better results, it's also recommended to not count more than 100 bills at a time. Kolibri recommends a 3-step loading technique as described below:

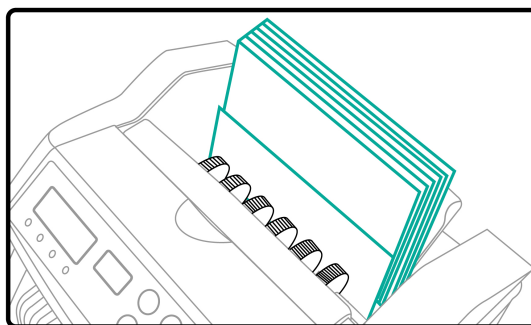
1. Square the bill stack. Place the bill stack almost perpendicular to the carrying handle with the bottom of the stack touching the bill guide plate.



2. Flip the bill stack towards the rear of the machine so the stack is now leaning against the bill guide plate.



3. Bill feeding will automatically begin.



If, after using the recommended bill loading method, this does not resolve the issue, please see the support section on the Kolibri USA website at www.kolibriusa.com, or contact Kolibri Support at support@kolibriusa.com for further troubleshooting.